

从局部到全局的规则模型:粒聚合研究

PEDRYCZ Witold

(加拿大阿尔伯塔大学埃德蒙顿分校 电气与计算机工程系,埃德蒙顿 T6R 2V4)

摘要: 顾名思义,多视图模型是从不同的视角捕捉现实世界系统的模型,通常包含本地可用的特性(如属性、输入变量)。综合考虑时,必须对一群多视图模型进行聚合。当建立一个包含所有属性的整体模型不可行且不能通过合理的计算实现时,多视图模型也会出现在包含大量变量的数据中。基于模糊规则体系结构,考虑和讨论 2 种情形。在构建多视图模型的聚合时,一个重要的任务是为整个全局模型设置一个可靠的质量度量,使用该度量可以有效地评估由规则模型生成的单个结果的相关性。提倡用输出的信息粒来量化结果的质量,而不是一个单一的数字结果。在上述 2 个情形中,使用合理粒度增强原理(粒计算的基础之一)聚合了一系列多视图模型产生的结果。认为多视图模型传递的结果多样性可以通过生成结果的粒度形式进行捕获和量化。最后,讨论了相关的优化准则和优化过程。

关键词: 粒聚合;合理粒度原则;粒计算;基于多视图规则的模型;数据关系

中图分类号:TP181

文献标志码: A

From Local to Global Rule-Based Models: A Study in Granular Aggregation

PEDRYCZ Witold

(Department of Electrical and Computer Engineering, University of Alberta, Edmonton AB, Edmonton AB T6R 2V4, Canada)

Abstract: Multiview models, as the name stipulates, are models capturing real-world system perceived from different points of view (perspectives), typically engaging locally available features (attributes, input variables). When considered together, a collection of multiview models has to be aggregated. Multiview models also arise in the presence of data with a massive number of variables when building a monolithic model involving all attributes is neither feasible nor computationally sound. In this paper, two categories of scenarios have been formulated

and discussed by focusing on fuzzy rule-based architectures. An important task when building an aggregate of multiview models is to equip the overall global model with a sound measure of quality, by using which, one can efficiently assess the relevance of the individual results produced by the rule-based models. It is, therefore, advocated that the quality of the results can be quantified by an output information granule rather than a single numeric outcome. In the two scenarios outlined above, the results produced by a family of multiview models are aggregated with the use of the augmented principle of justifiable granularity-one of the fundamentals of Granular Computing. It is also advocated that the diversity of the results delivered by multiview models can be captured and quantified in the granular form of the produced result. The related optimization criterion along with the associated optimization process are discussed.

Key words: granular aggregation; principle of justifiable granularity; granular computing; multiview rule-based models; relationality of data

With the visible advancements and a broad spectrum of applications of rule-based models and fuzzy rule-based models, in particular, two open design questions start to surface more vividly:

(1) Highly-dimensional data. The first design question is about developing rules for highly dimensional data. Such data come from problems in which a large number of independent variables are encountered. While large masses of data with quite a limited number of variables are manageable by engaging specialized computing environments (e. g., Hadoop or Spark), the high dimensionality of input

收稿日期: 2020-07-24

第一作者: Pedrycz Witold(1953—),加拿大工程院院士,教授,博士。主要研究方向为智能计算、模糊建模和粒计算、人工智能、数据挖掘。E-mail:wpedrycz@ualberta.ca



论文
拓展
介绍

space implies an eminent problem whose essence arises due to a so-called concentration effect^[3] stating that the concept of distance starts losing its relevance. Take any two points located on the n -dimensional unit hypersphere—their distances start producing the same value. Subsequently, the usefulness of any algorithm using a concept of distance gets limited and finally vanishes. This phenomenon hampers the efficiency or even limits the feasibility of building rule-based models. As in fuzzy rule-based models, the design of a condition part of the rules involves clustering (such as the fuzzy C-means algorithm), which, in light of the concentration effect, becomes questionable. This impacts the inherent difficulties with the construction of the rules. To rectify this problem, one can form a collection of models, each of which involves only a certain subset of features. The emergence of local models is motivated by the evident design complexity and inefficiency of construction process of a monolithic rule-based model. Put it simply, its design is neither feasible nor practical.

(2) Variety of data sources. The second compelling question is implied by practical scenarios where the knowledge about some system (phenomenon) arises from different sources. The system can be described by different features (attributes) depending upon situations and available resources used to collect data. Some variables could not be accessible as there are no sensors or there are limited abilities to access data. This gives rise to a collection of so-called multiview models^[15], which are models based on the local views of the system. Considering subsets of input variables as opposed to all variables *en bloc* might have a detrimental impact of models involving only a few variables (in limit, single variables), however as shown experimentally^[2] such simple models still make sense.

In both categories of situations described above, we encounter a collection of results, which differ from each other. They require to be reconciled in some fusion (aggregation) process giving rise to a result of a global nature. We advocate that in light of the existing diversity of multiview models or models built

on a basis of subsets of features, the result can be described as an information granule whereas the granularity is reflective of the existing differences among locally obtained data being then subject to aggregation.

There are two main objectives of this study:

(1) To construct a suite of low-dimensional models to alleviate the detrimental aspect of the concentration effect. In this study, we resort to building a slew of one-dimensional rule-based models for which the design overhead becomes minimal.

(2) To develop a mechanism of granular aggregation of results provided by multiview models.

Along with the above objective, two general design schemes are sought, which could be schematically portrayed as follows

(1) Individual models-aggregation-granular evaluation of aggregation result.

(2) Individual models-granular evaluation of the models-aggregation-granular evaluation of aggregation result.

The paper is structured as follows. Section 2 is devoted to the design of one-dimensional rule-based models; we discuss their characteristics and several development alternatives calling for different levels of optimization activities. In Section 3, we highlight the relational property of the data associated with the number of input variables; this property is also quantified. The principle of justifiable granularity is covered in Section 4. The augmentation of the principle including preference profiles is included in Section 5. The aggregation operators are discussed in Section 6. The overall architecture involving granular aggregation and its refinements are discussed in Section 7 and 8, respectively.

In the study, we consider all data assuming values in the unit interval.

1 One-dimensional fuzzy rule-based models

These single-input rule-based models come in the following form^[11]

$$\text{if } x \text{ is } A_i \text{ then } y = f_i(a_i, x) \quad (1)$$

$i=1, 2, \dots, c$. Here A_i is a fuzzy set defined in the input space while f_i is a local function forming the conclusion of the rule. The vector of parameters of the function is a_i . The rule-based models are endowed with the inference (mapping) mechanism carried out as follows:

$$y = \sum_{i=1}^n A_i f_i(a_i, x) \quad (2)$$

In what follows, with an ultimate intent to eliminate any optimization overhead associated with the design of the rules, we outline a design process which is effortless not calling for any optimization procedures. Consider the data coming in the form of input-output pairs $D = (x_k, target_k)$, $k=1, 2, \dots, N$.

(1) A_i s are triangular fuzzy sets with 1/2 overlap between the adjacent membership functions. The modal values of these fuzzy sets are distributed uniformly across the input space.

(2) The conclusion part is a constant function, namely $f(x; a_i) = y_i^*$ where these constants are determined on a basis of the data. We have

$$y_j^* = \sum_{k=1}^N A_j(x_k) target_k / \sum_{k=1}^N A_j(x_k) \quad (3)$$

One can easily show that under these assumptions, the input-output mapping of the above rule-based model is nonlinear and realizes a piecewise linear function; refer to Fig. 1.

The nonlinear model (function) produced in this

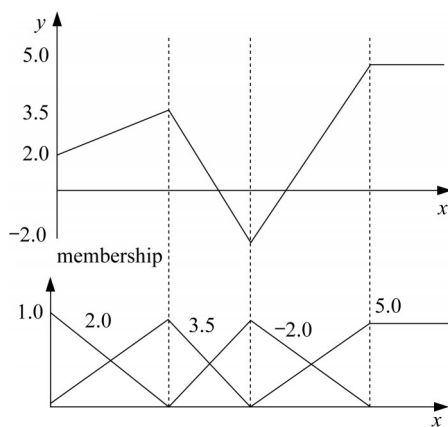


Fig. 1 Input-output piecewise-linear characteristics of the fuzzy rule-based model

way is fully described by the coordinates of the cutoff points (m_j, y_j^*) , $j=1, 2, \dots, c$. These points are specified by the modal values of the fuzzy sets and the constant conclusions.

Interestingly, the rule-based model can be regarded as a result of multiple linearization of unknown mapping where the linearization is completed around the modal values of the fuzzy sets A_i . Linearization is commonly used in coping with nonlinear problems; the multi-linearization (viz. linearization with several linearization (cut off) points at the same time) arises as an efficient strategy. Not engaging any optimization process (which eliminates any computing overhead), we form the rules.

If required, the improvement of the performance of such rule-based model can be achieved in several ways:

(1) Increasing the number of rules which amounts to the increase of the number of the linear segments used to approximate the nonlinear function

(2) Optimizing membership functions of A_i ; their location across the unit interval could be optimized

(3) Optimizing constant conclusions of the rules. Here we can determine the constants by solving the following optimization problem:

$$Q = \sum_{k=1}^N (y_k - target_k)^2 \quad (4)$$

where the minimization is carried out by adjusting the values of $y_1^*, y_2^*, \dots, y_c^*$. The result of the model is expressed as

$$y = \sum_{i=1}^c A_i(x) y_i^* \quad (5)$$

(4) Incorporation of a polynomial format of the functions forming the conclusion parts of the rules. Considering A_i s as above, when the conclusion of the rule is a polynomial of order p , the input-output characteristics of the model is a polynomial of order $p+1$. It is easy to demonstrate this. For any x in the interval $[m_i, m_{i+1}]$ there are two rules activated; m_i and m_{i+1} are the modal values of the corresponding fuzzy sets. This yields the output in the following way $y = m_i P_i(x, a_i) + m_{i+1} P_{i+1}(x, a_i)$. Note that m_i and m_{i+1} are linear functions of x , say $m_i = b_{0i} + b_{1i}x$

and $m_{i+1} = b_{0,i+1} + b_{1,i+1}x$. Therefore $y = (b_{0i} + b_{1i}x) \cdot P_i(x, a_i) + (b_{0,i+1} + b_{1,i+1}x) \cdot P_{i+1}(x, a_i)$. It is apparent that y is a polynomial of order $p+1$.

2 Relational characterization of data

The construction of a one-dimensional model does not require any design effort and associated computing overhead. There are some limitations. When dealing only with a single input variable when forming input-output model, we encounter an emerging *relational* phenomenon of data. This means that for two very closely located inputs, the outputs could vary significantly. In particular, because all but a single variable is considered, one might encounter an extreme situation when for the same input we have two or more different outputs. Note that if the distance between x_k and x_l becomes smaller in comparison to the distance between y_k and y_l , we say the data exhibit a more visible relational character. In limit, if for the same x_k and x_l ($x_k = x_l$) we have y_k different from y_l , and these data cannot be modeled by a function but a relation.

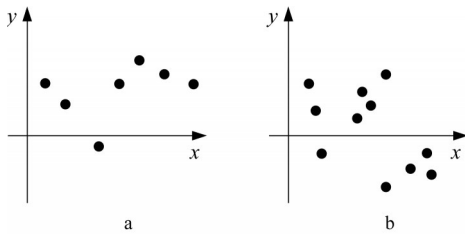


Fig. 2 Input-output data and their relational nature

We are interested in the quantification of the degree to which extent the data are of relational nature, viz.

rel = degree (data exhibit relational character)

For instance, intuitively we envision that the data in Fig. 2b exhibit more relational character than the one shown in Fig. 2a. Having in mind the property of high closeness of two inputs x_k and x_l associated with different values (low closeness) of the corresponding outputs y_k and y_l , we propose the degree of relational nature computed in the following way:

$$rel_{kl} = \begin{cases} 0, & \text{if } |y_k - y_l| \leq |x_k - x_l| \\ 1 - \frac{|x_k - x_l|}{|y_k - y_l| + \delta}, & \text{if } |y_k - y_l| > |x_k - x_l| \end{cases} \quad (6)$$

where a small value of δ , $\delta > 0$, prevents from the division by zero. Note that when $|x_k - x_l|$ becomes lower for the same value of $|y_k - y_l|$ higher than $|x_k - x_l|$, this increases the value of the relationality degree. The global index is determined by taking a sum of rel_{kl} for the corresponding pairs of the data, namely

$$rel = \sum_{k > l} rel_{kl} \quad (7)$$

The higher the value of rel , the more evident the relational nature of the one-dimensional data D .

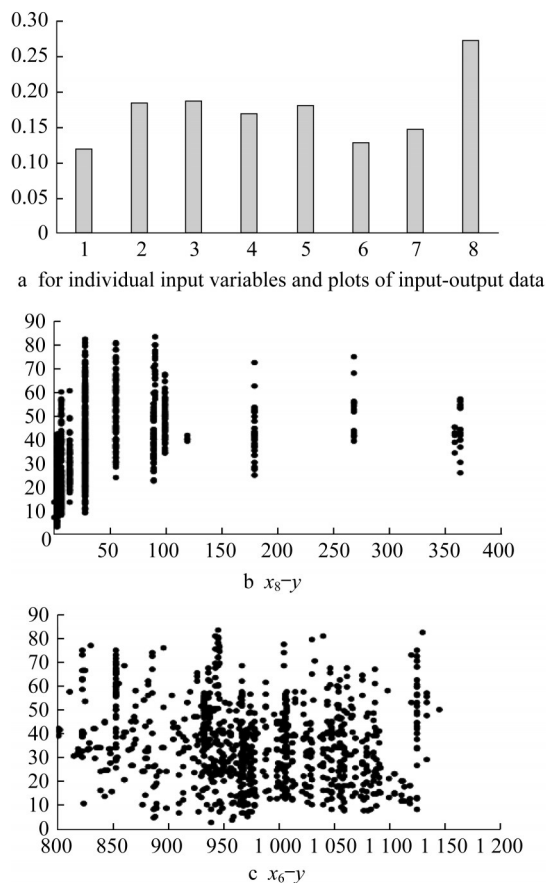
Note that this index exhibits some linkages with the Lipschitz constant K expressing the relationship $|y_k - y_l| < K|x_k - x_l|$.

To illustrate the relational performance of some data, we consider publicly available datasets coming from the Machine Learning Repository <https://archive.ics.uci.edu/ml/index.php>. For instance, for concrete data, Fig. 3 shows the input-output scatter plot for the two variables x_5 and x_8 . The more apparent relational nature of x_5 is also well reflected in the higher values of the index of relationality; a straightforward visual inspection confirms this. The same convincing pattern is conveyed for the two other datasets as well. The same conclusion stems from the analysis of two other data sets (see Fig. 4 and Fig. 5).

3 Principle of justifiable granularity

The principle of justifiable granularity guides a construction of information granule based on available experimental evidence^[7-8]. For further extensions and applications, please refer to [4, 13, 1-14].

In a nutshell, when using this principle, we emphasize that a resulting information granule becomes a summarization of data (viz. the available experimental evidence). The underlying rationale behind the principle is to deliver a concise and abstract

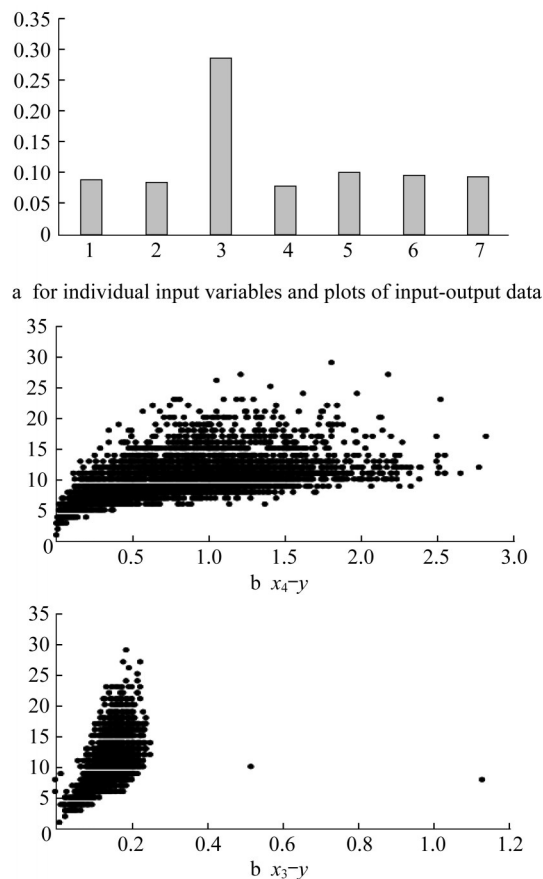
Fig. 3 Concrete data: *rel*

characterization of the data such that (1) the produced granule is *justified* in light of the available experimental data, and (2) the granule comes with a well-defined *semantics* meaning that it can be easily interpreted and becomes distinguishable from the others.

Formally speaking, these two intuitively appealing criteria are expressed by the criterion of coverage and the criterion of specificity. Coverage states how much data are positioned behind the constructed information granule. Put it differently, coverage quantifies an extent to which information granule is supported by available experimental evidence. Specificity, on the other hand, it is concerned with the semantics of information granule stressing the semantics (meaning) of the granule. We focus here on a one-dimensional case of data for which we design information granule.

Coverage and specificity

The definition of coverage and specificity requires formalization which depends upon the formal

Fig. 4 Abalone data: *rel*

nature of information granule to be formed. As an illustration, consider an interval form of information granule A . In case of intervals built on a basis of one-dimensional numeric data (evidence) y_1, y_2, \dots, y_n , the coverage measure is associated with a count of the number of data embraced by (contained in) A , namely

$$\text{cov}(A) = \text{card} \{y_k | y_k \in A\} / n \quad (8)$$

$\text{card}(\cdot)$ denotes the cardinality of A , viz. the number (count) of elements y_k belonging to A . In essence, coverage exhibits a visible probabilistic flavor. Let us recall that the specificity of A , $\text{sp}(A)$ is regarded as some decreasing function g of the size (length, in particular) of information granule. If the granule is composed of a single element, $\text{sp}(A)$ attains the highest value and returns 1. If A is included in some other information granule B , then $\text{sp}(A) > \text{sp}(B)$. In a limit case, if A is an entire space of interest $\text{sp}(A)$ returns zero. For an interval-valued information granule $A = [a, b]$, a simple implementation of specificity with g being a linearly

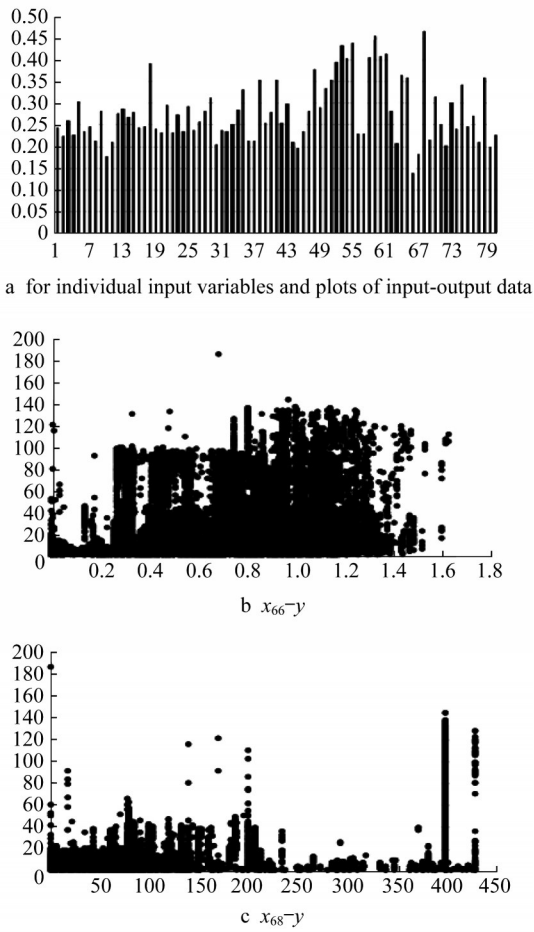


Fig. 5 Superconductivity data: *rel*

decreasing function comes as

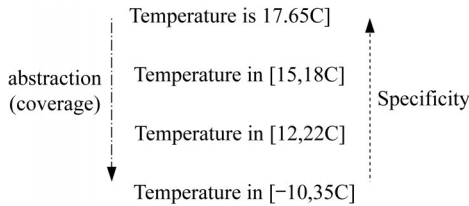


Fig. 6 Relationships between abstraction (coverage) and specificity of information granules of temperature

$$sp(A) = g(\text{length}(A)) = 1 - \frac{|b-a|}{\text{range}} \quad (9)$$

where range stands for an entire space of interest over which intervals (information granules) are defined.

The criteria of coverage and specificity are in an obvious relationship, as shown in Fig. 6. We are interested in forecasting temperature: the more specific the statement about this prediction becomes, the lower the likelihood of its satisfaction is.

From the practical perspective, we require that

an information granule describing a piece of knowledge has to be meaningful in terms of its existence in light of the experimental evidence and at the same time, it is specific enough. For instance, when making a prediction about temperature, the statement about the predicted temperature 17.65 is highly specific but the likelihood of this prediction being true is practically zero. On the other hand, the piece of knowledge (information granule) describing temperature as an interval $[-10, 34]$ lacks specificity (albeit is heavily supported by experimental evidence) and thus its usefulness is highly questionable, as such this information granule is very likely regarded as non-actionable. No doubt, some sound compromise is needed. It is behind the principle of justifiable granularity.

Witnessing the conflicting nature of the two criteria, we introduce the following product of coverage and specificity:

$$V = cov(A)sp(A) \quad (10)$$

The desired solution (viz. the developed information granule) is the one where the value of V attains its maximum. Formally speaking, consider that an information granule is described by the vector of parameters \mathbf{p} , $V(\mathbf{p})$. In case of the interval, $\mathbf{p} = [a, b]$. The principle of justifiable granularity applied to experimental evidence returns to an information granule that maximizes V , $\mathbf{p}_{opt} = \arg \mathbf{p} V(\mathbf{p})$.

To maximize the index V through the adjusting the parameters of the information granule, two different strategies are encountered

(1) a two-phase development is considered. First a numeric representative (mean, median, modal value, etc.) is determined. It can be sought as an initial representation of the data. Next, the parameters of the information granule are optimized by maximizing V . For instance, in case of an interval $[a, b]$, one has the bounds (a and b) to be determined. These two parameters are determined separately, viz. the values of a and b are determined by maximizing $V(a)$ and $V(b)$. The data used in the maximization of $V(b)$ involves these data larger than the numeric representative. Likewise $V(a)$ is optimized based on the data lower than this

representative.

(2) a single-phase procedure in which all parameters of information granule are determined at the same time. Here a numeric representative is not required.

The two-phase algorithm works as follows. Having a certain numeric representative of X , say the mean, it can be regarded as a rough initial representative of the data. In the second phase, we separately determine the lower bound (a) and the upper bound (b) of the interval by maximizing the product of the coverage and specificity as formulated by the optimization criterion. This simplifies the process of building the granule as we encounter two separate optimization tasks

$$\begin{aligned} a_{\text{opt}} &= \arg \max_a V(a) \quad V(a) = \\ & \text{cov}([a, r]) \text{sp}([a, r]) \\ b_{\text{opt}} &= \arg \max_b V(b) \quad V(b) = \\ & \text{cov}([r, b]) \text{sp}([r, b]) \end{aligned} \quad (11)$$

We calculate $\text{cov}([r, b]) = \text{card} \{y_k | y_k \in [r, b]\} / n$. The specificity model has to be provided in advance. Its simplest linear version is expressed as $\text{sp}([r, b]) = 1 - |b - r| / (y_{\max} - r)$. By sweeping through possible values of b positioned within the range $[r, y_{\max}]$, we observe that the coverage is a stair-wise increasing function whereas the specificity decreases linearly, (see Fig. 7). The maximum of the product can be easily determined.

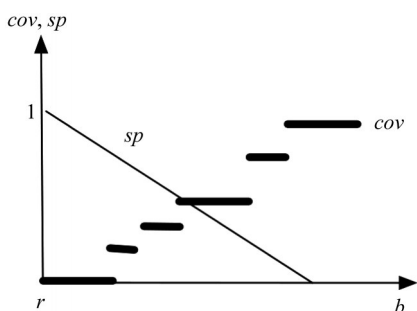


Fig. 7 Example plots of coverage and specificity (linear model) regarded as a function of b

The determination of the optimal value of the lower bound of the interval a is completed in the same way as above. We determine the coverage by counting the data located to the left from the numeric representative r , namely $\text{cov}([a, r]) = \text{card} \{y_k | y_k \in$

$[a, r]\} / n$ and compute the specificity as $\text{sp}([a, r]) = 1 - |a - r| / (r - y_{\min})$.

The algorithmic essence of the principle is captured in Fig. 8 where we emphasize the two design phases, namely the determination of the numeric representative (aggregation) followed by the optimization of the criterion V which is realized independently for the bounds a and b .

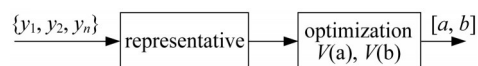


Fig. 8 Two step-design of interval information granule

As a way of constructing information granules, the principle of justifiable granularity exhibits a significant level of generality in two essential ways. First, given the underlying requirements of coverage and specificity, different formalisms of information granules can be engaged. Second, experimental evidence could be expressed as information granules articulated in different formalisms based on which certain information granule is being formed.

The principle of justifiable granularity highlights an important facet of elevation of the type of information granularity: the result of capturing a number of pieces of numeric experimental evidence comes as a single abstract entity—information granule. As various numeric data can be thought as information granule of type-0, the result becomes a single information granule of type-1. This is a general phenomenon of elevation of the type of information granularity. The increased level of abstraction is a direct consequence of the diversity present in the originally available granules. This elevation effect is of a general nature and can be emphasized by stating that when dealing with experimental evidence composed of a *set* of information granules of type- n , the result becomes a *single* information granule of type $(n+1)$.

4 Augmentation of the principle of justifiable granularity: error

profiles

The principle of justifiable granularity can be further extended by introducing a so-called *error profile*.

The coverage criterion conveyed by Eq. (8) reflects how information granule covers the data. Quite often in modeling environment one obtains information granule whose quality has to be evaluated vis-à-vis error viz the difference between the numeric result of the model and the numeric experimental data expressed as $e_k = target_k - y_k$ where y_k is the k -th result produced by the model. Obviously, we anticipate that a sound model should produce values of error close to zero however a notion of close to zero requires more elaboration. Here a concept of error profile comes into the picture.

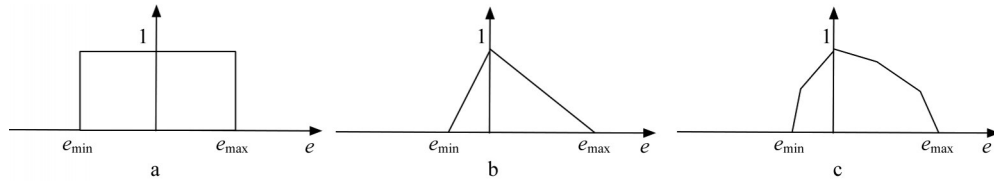


Fig. 9 Examples of error profiles $f(e)$

The error profile is made a part of computing concerning the coverage criterion, namely in calculations of b one has

$$cov([r, b]) = \sum_{k=1, y_k > r}^N [incl(y, [r, b]) \phi(e_k)] / n \quad (12)$$

where $incl(x, [a, b])$ is a Boolean predicate such that it returns 1 if x is included (covered) in the interval and 0 otherwise. The computing of specificity is carried out as before.

The principle can also involve weights and in this situation, they are a part of the coverage criterion. The values of the weights are determined based on the performance of the individual local models. Given that their performance is described by the index Q_1, Q_2, \dots, Q_n (those could be the results of computing the *RMSE* value produced for each model), the weight can be made a decreasing function of the Q_k , say $w_k = \exp(-(Q_k - Q_{\min}) / (Q_{\max} - Q_{\min}))$ with Q_{\min} and Q_{\max} being the values of Q for the best and the words model.

The error profile $f(e)$ is an information granule (typically, a fuzzy set) whose membership function describes in detail to which extent the error is acceptable. Some examples of the profiles are shown in Fig. 9. Their flexibility helps cope with the particular requirements of modeling. For instance, Fig. 9a the profile is binary. We do not tolerate any error beyond the bounds $-e_{\max}, e_{\max}$. There could be some membership functions facilitating a smooth transition from full acceptance to a complete lack of acceptance. The shapes of the membership functions could vary being symmetric or points at higher acceptance in the presence of values of error close to zero and then dropping more visibly. Figure 9c illustrates the piecewise character where more flexibility is accommodated. Notably, the profiles need not to be symmetric.

The coverage expression comes in the form of

$$cov([r, b]) = \sum_{k=1, y_k > r}^N [incl(y, [r, b]) w_k] / n \quad (13)$$

The accommodation of both the weights and the error profile gives rise to the following expression:

$$cov([r, b]) = \sum_{k=1, y_k > r}^N [incl(y, [r, b]) w_k \phi(e_k)] / n \quad (14)$$

5 Aggregation operators

The data y_1, y_2, \dots, y_n are to aggregated (fused). Formally, an aggregation operation $agg: [0, 1]^n \rightarrow [0, 1]$ is an n -argument mapping satisfying the following requirements:

(1) Boundary condition $agg(0, 0, \dots, 0) = 0$, $agg(1, 1, \dots, 1) = 1$

(2) Monotonicity $agg(y_1, y_2, \dots, y_n) \geq agg(z_1, z_2, \dots, z_n)$ for $y_i \geq z_i, i=1, 2, \dots, n$

(15)

Triangular norms and conforms^[5-6,10,12] are examples of aggregation operations. However there are a number of other interesting alternatives. The averaging operator deserves attention as it offers a great deal of flexibility. An averaging operator (generalized mean) is expressed in the following parameterized form^[1]:

$$agg(y_1, y_2, \dots, y_n) = \sqrt[p]{\frac{1}{n} \sum_{i=1}^n (y_i)^p} \quad (16)$$

When p is a certain parameter, the class of generalized mean is made a generalized class of operators. The averaging operator is idempotent, commutative, monotonic and satisfies the boundary conditions $agg(0, 0, \dots, 0) = 0$, $agg(1, 1, \dots, 1) = 1$.

Depending on the values of the parameter p , there are several interesting cases

$$\begin{aligned} p=1 & \text{ arithmetic mean } agg(y_1, y_2, \dots, y_n) = \frac{1}{n} \sum_{i=1}^n (y_i) \\ p \rightarrow 0 & \text{ geometric mean } agg(y_1, y_2, \dots, y_n) = (y_1 y_2 \dots y_n)^{1/n} \\ p=-1 & \text{ harmonic mean } agg(y_1, y_2, \dots, y_n) = \frac{n}{\sum_{i=1}^n (1/y_i)} \\ p \rightarrow -\infty & \text{ maximum } agg(y_1, y_2, \dots, y_n) = \max(y_1, y_2, \dots, y_n) \\ p \rightarrow \infty & \text{ minimum } agg(y_1, y_2, \dots, y_n) = \min(y_1, y_2, \dots, y_n) \end{aligned}$$

6 Overall architecture of granular aggregation of multiview models

The overall architecture of the global model is shown in Fig. 10.

Here we encounter n one-dimensional rule-based models M_1, M_2, \dots, M_n followed by the aggregation module where the results are aggregated. In contrast to commonly studied methods of aggregation, an important point is that the aggregation of numeric results gives rise to an information granule. The

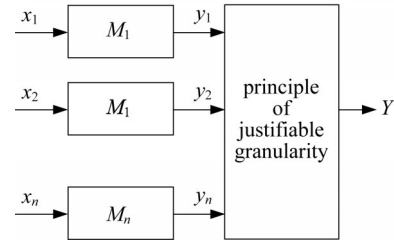


Fig.10 Granular aggregation of multiview models

granularity of the results is crucial to the evaluation of the quality of the overall architecture. Again, here we look at the coverage and specificity criteria as means to evaluate the obtained result.

In more detail, let us consider that the models were constructed based on the input-output data $(x_k, target_k)$ where x_k is an n -dimensional vector of inputs, $k=1, 2, \dots, N$. The model M_i is constructed by taking the i -th coordinate of the input data, viz $(x_{ki}, target_k)$. The coverage is expressed as:

$$cov = \sum_{k=1}^N [incl(target_k, [y_k^-, y_k^+])] / N \quad (17)$$

while the specificity is given in the form of

$$sp = \sum_{k=1}^N [1 - |y_k^-, y_k^+|] / N \quad (18)$$

The quality of the architecture is expressed as the product of these two criteria; $cov*sp$ the higher the product, the better the quality becomes.

7 Granular one-dimensional rule-based models and their granular aggregation

The one-dimensional models are not ideal (especially because of the relational format of the data). We augment the numeric output of the model by its granular extension by admitting that it comes as an interval of some level of information granularity spread around the numeric result produced by the rule-based model. Information granularity is reflective of the diversity of the results.

Let us refer to the piecewise linear characteristics of the model, (see Fig. 11).

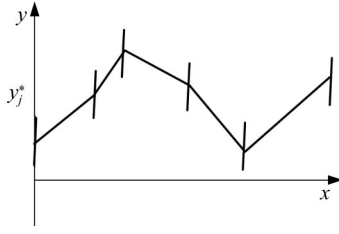


Fig. 11 Piecewise relationships with interval-valued cutoff points

Recall that the input-output relationship is fully described by the cutoff points (m_j, y_j^*) . We quantify the quality of the model by admitting a certain level of information granularity e assuming values in the unit interval and yielding a granular (interval-valued) outputs. The numeric values are made granular by admitting the level e . The following alternative is sought:

$$[\max(0, y_j^* - e), \min(1, y_j^* - e)] \quad (19)$$

This yields the granular output Y for given x

$$Y = \sum_{i=1}^c A_i(x) \otimes [\max(0, y_i^* - e), \min(1, y_i^* - e)] \quad (20)$$

\otimes stands for the interval multiplication. This gives rise to the following interval $Y = [y^-, y^+]$ where $y^- = \sum_{i=1}^c A_i(x) \max(0, y_i^* - e)$ and $y^+ =$

$$\sum_{i=1}^c A_i(x) \min(1, y_i^* + e).$$

For any x_k in the data set, we determine the corresponding Y_k and next compute coverage and specificity, $V = cov * sp$. Evidently V is a function of e so its value has to be optimized by searching for the maximal value of V , $e_{opt} = \arg \max_e V(e)$.

Progressing in this way with all the one-dimensional models we obtain associated optimal levels of information granularity, e_1, e_2, \dots, e_n . As a result, for any x , these models return Y_1, Y_2, \dots, Y_n . This gives rise to the augmented architecture illustrated in Fig. 12.

Noticeable is a fact that the arguments entering the aggregation process are information granules themselves. This implies, in light of the principle of allocation of information granularity, the result becomes an information granule of higher type than

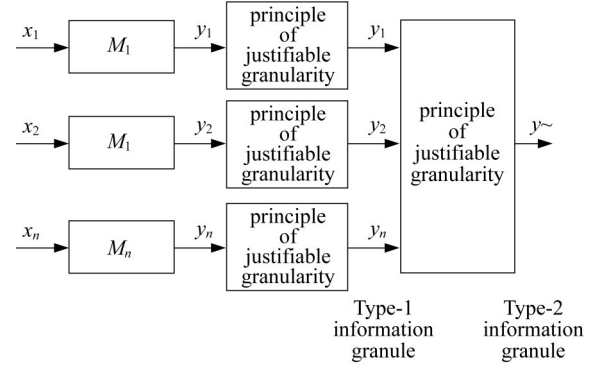


Fig. 12 Augmented architecture of the model: note elevation of type of information granularity when progressing towards consecutive phases of aggregation

the arguments being aggregated, viz. in this case so-called granular intervals. They are intervals whose bounds are information granules themselves. One can denote the granular interval as $Y^- = [y^-, y^+]$, $[y^+, y^{++}]$ where $y^+ < y^{++}$.

The detailed calculations concerning the granular bounds of the information granule are carried out by engaging lower bounds of Y_1, Y_2, \dots, Y_n . Likewise the computing of the upper bound of Y^- involves the use of the upper bounds of Y_1, Y_2, \dots, Y_n . In this construction one has to make sure that the constraint is satisfied.

8 Conclusions

In his paper, we formulated and delivered a solution to the problem of granular aggregation of multiview models and identified a sound argument behind the emergence of the problem. It is demonstrated that a highly dimensional problem can fit well the developed framework. It has been advocated that the aggregation mechanism producing information granules helps quantify the quality of fusion and reflect upon the diversity present among the results produced by the individual models. The principle of justifiable granularity becomes instrumental in constructing information granules. It is also shown that the elevation of the type of information granularity (to type-1 or type-2) becomes reflective of the increased level of abstraction of

modeling.

There are several directions worth pursuing as long-term objectives. While in this study, for illustrative purposes, we engage interval calculus to realize the discussed architecture, other alternatives of formal frameworks, say fuzzy sets and rough sets, are to be discussed. The general architecture remains the same; however, some interesting conceptual and computing insights could be gained in this way. Architecturally, we studied a two-level topology: a collection of one-dimensional rule-based models followed by an aggregation module. An interesting alternative could be to investigate low-dimensional rules (with two or three conditions, which is still feasible) and ensuing hierarchical structures along with a granular quantification of the model.

References:

- [1] DYCKHOFF H, PEDRYCZ W. Generalized means as a model of compensative connectives[J]. *Fuzzy Sets & Systems*, 1984, 14:143.
- [2] HOLTE R C. Very simple classification rules perform well on most commonly used datasets [J]. *Machine Learning*, 1993, 11: 63.
- [3] KNOX S W. *Machine Learning: A concise introduction* [M]. Hoboken: Wiley & Sons, 2018.
- [4] KOSHELEVA O, KREINOVICH V. Measures of specificity used in the principle of justifiable granularity: A theoretical explanation of empirically optimal selections [C]//2018 IEEE International Conference on Fuzzy Systems (FUZZ-IEEE), 2018: 1-7.
- [5] MENDER K. Statistical metric spaces[J]. *Proc. Nat Academy of Sciences (USA)*, 1942, 28:535.
- [6] PEDRYCZ W, GOMIDE F. *An introduction to fuzzy sets. analysis and design* [M]. Cambridge, MIT Press, 1998.
- [7] PEDRYCZ W, HOMENDA W. Building the fundamentals of granular computing: A principle of justifiable granularity [J]. *Applied Soft Computing*, 2013, 13:4209.
- [8] PEDRYCZ W. *Granular computing* [M]. Boca Raton: CRC Press, 2013.
- [9] PEDRYCZ W, WANG X. Designing fuzzy sets with the use of the parametric principle of justifiable granularity [J]. *IEEE Trans. on Fuzzy Systems*, 2016, 24:489.
- [10] SCHWEIZER B, SKLAR A. *Probability metric spaces* [M]. New York: North Holland, 1983.
- [11] TAKAGI T, SUGENO M. Fuzzy identification of systems and its applications to modeling and control [J]. *IEEE Trans Syst Man Cybernetics*, 1985, 15:116.
- [12] WALKER E A, NGUYEN H T, WALKER C L. *A first course in fuzzy logic* [M]. 4th ed. Boca Raton: CRC Press, 2019.
- [13] WANG X, PEDRYCZ W, GACEK A, *et al.* From numeric data to information granules: A design through clustering and the principle of justifiable granularity [J]. *Knowledge-Based Systems*, 2016, 1011:100.
- [14] ZHANG Zhongjie, HUANG Jian. Stabilizing the information granules formed by the principle of justifiable granularity [J]. *Information Sciences*, 2019, 503:183.
- [15] ZHAO J, XIE X, XU X, *et al.* Multi-view learning overview: Recent progress and new challenges [J]. *Information Fusion*, 2017, 38:43.